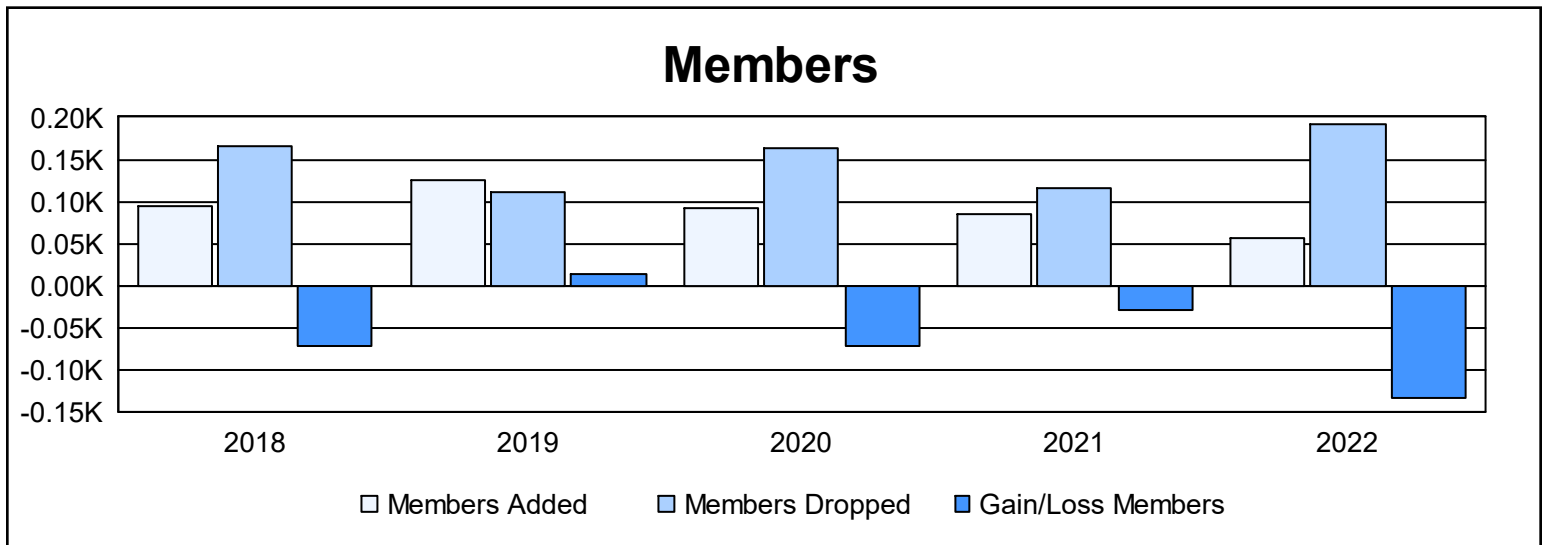
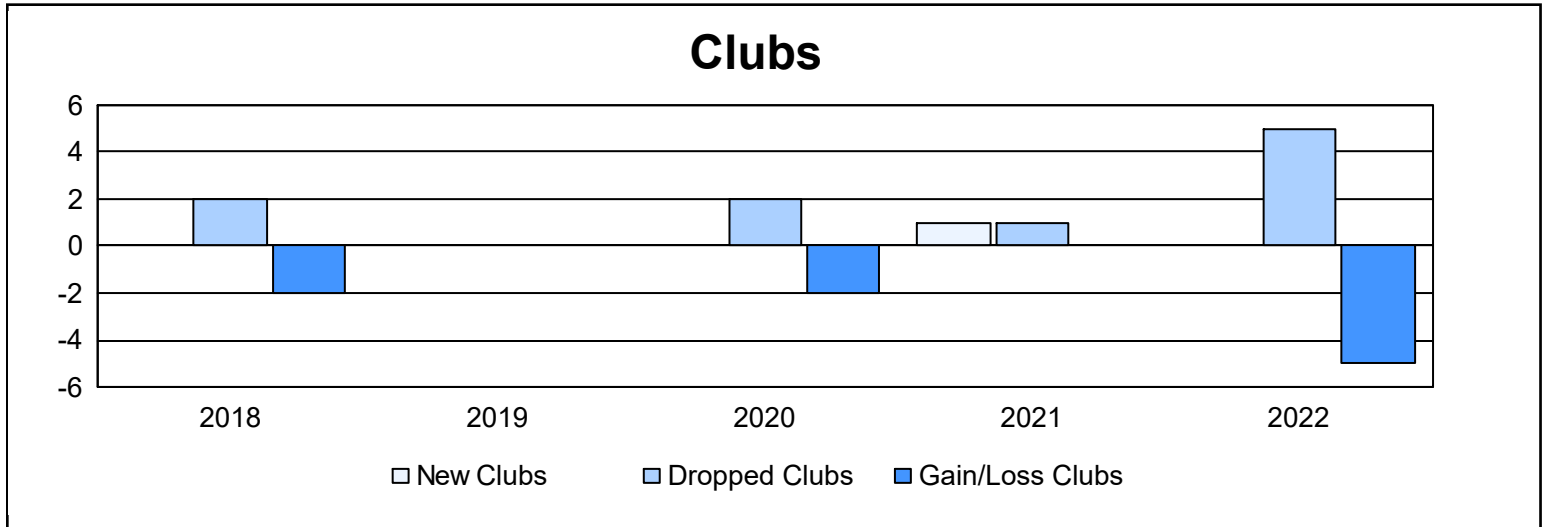
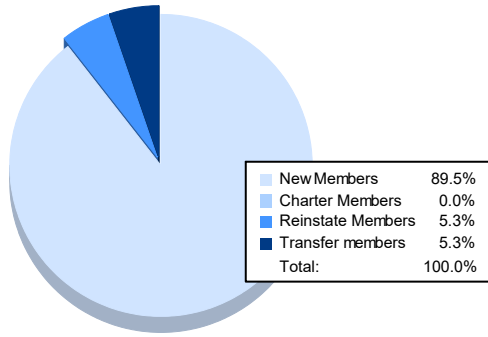


| Year | New Clubs | Dropped Clubs | Gain/ Loss Clubs | New Members | Charter Members | Reinstate Members | Transfer Members | Total Member Added | Total Members Dropped | Gain/ Loss Members |
|----------------|-----------|---------------|------------------|-------------|-----------------|-------------------|------------------|--------------------|-----------------------|--------------------|
| 2017-2018 | 0 | 2 | -2 | 84 | 0 | 8 | 3 | 95 | 166 | -71 |
| 2018-2019 | 0 | 0 | 0 | 117 | 0 | 3 | 5 | 125 | 111 | 14 |
| 2019-2020 | 0 | 2 | -2 | 61 | 1 | 14 | 16 | 92 | 163 | -71 |
| 2020-2021 | 1 | 1 | 0 | 46 | 27 | 8 | 4 | 85 | 115 | -30 |
| 2021-2022 | 0 | 5 | -5 | 51 | 0 | 3 | 3 | 57 | 191 | -134 |
| Average | 0 | 2 | -2 | 72 | 6 | 7 | 6 | 91 | 149 | -58 |



Membership Composition June 2022 Cumulative



Gender Composition June 2022 Cumulative

